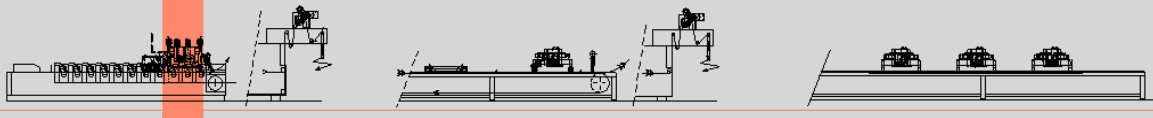


# FLOCKING FABRICS AND ROLL MATERIALS




## Flocking Unit for Rotary Printing - mod. TC2/COMPL



The **Flocking Unit for Rotary Printing mod. TC2/COMPL** is placed on the shoulders of a rotary screen printing machine. At the point where fabric and conveyor belt split, a suction blade for preliminary cleaning is located; final cleaning is performed by the brushing machine located at the oven outlet.

The unit consists of:

- **Flocking Unit mod. TC2**, to be mounted on the last section of the rotary printing machine shoulders, composed by two hoppers containing two variable speed motorized rotary brushes equipped with an inverter. The two brushes are opposed to two net frames, which can be extracted for cleaning. The hoppers are mounted on the external frame through Plexiglas insulators, and are equipped with a motorized system to adjust the gap between the hoppers and the blanket. The frame is sealed with panels to avoid flock pollution
- 100.000 Volt electrostatic generator
- **Suction System mod. BB1**, consisting of one suction blade next to the point where the fabric and the conveyor belt split. The blade is connected to the suction fan equipped with filtering sleeves and a collecting bag for the recovered flock



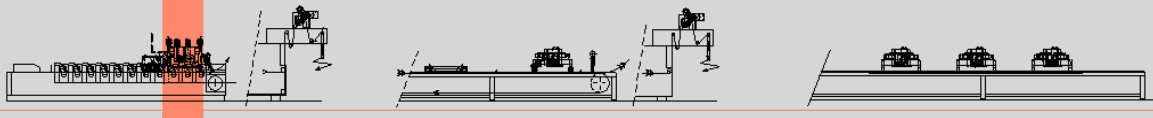
Member of CISO Federation



# AIGLE

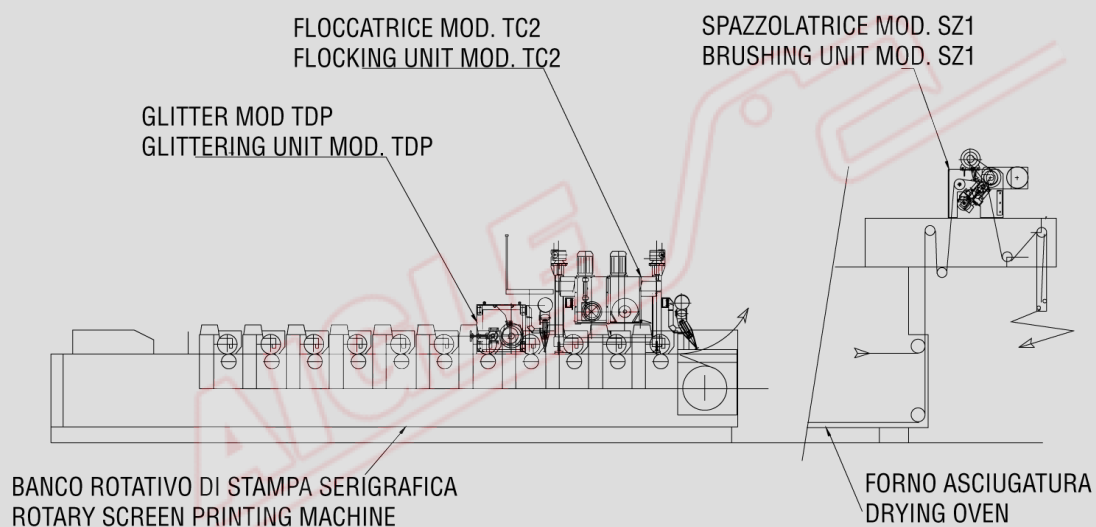


# FLOCKING FABRICS AND ROLL MATERIALS



- **Brushing Unit mod. SZ1** is placed at the oven outlet and consists of:
- One rotary brush motorized at a fixed speed. The pressure of the brush against the counter roller is adjustable through an electric motor
- A fan with filtering sleeves and a collecting bag to be connected to the brush deck for the recovery of removed flock

The **Flocking Group mod. TC2** can be combined with a **Glitter Distribution Unit mod. TDP** (see scheme below).



## TECHNICAL DATA

Useful width	to be defined
Power supply	400 V/50 Hz/three-phase
Installed power	7 kW

Member of CISQ Federation



# AIGLE